

Model **C1150/ATC1250**

• Industrial Maintenance • Construction • Agriculture • Grounds Maintenance

No live connections.

Model C1150

- 7/8" x 1-3/4" (22 mm x 44 mm) opening.
- Adjustable cam-lock drag brake.

Model ATC1250

- Pneumatic tires.
- 4" x 5-1/2" (102 mm x 140 mm) opening.
- Adjustable cam-lock drag brake.



Optional Folding Handle

For compact storage



Model C1150
Standard configuration shown



Model ATC1250
Standard configuration shown

PARTS DRAWING – MODEL C1150 – ISO 48; MODEL ATC1250 – ISO 87

Model Number	Cable Capacity of Reel feet m				Approx. Weight lb. kg		Reel Dimensions in. mm							
	O.D. in. mm	Ga./No. of Conductors					NET	SHIP	A	B	C	D	E	F
		14/3	12/3	10/3										
C1150	14	.53	.60	.69	44	100*	21.25	12	6	20.12	16.5	24.62	42.5	14.38
	152	122	91	20	45	540	305	152	511	419	625	1080	365	
ATC1250	14	.53	.60	.69	84	147*	25.88	11.5	8	22.62	22.75	27	42.5	18.12
	290	229	168	38	67	657	292	203	575	578	686	1080	460	

Notes:

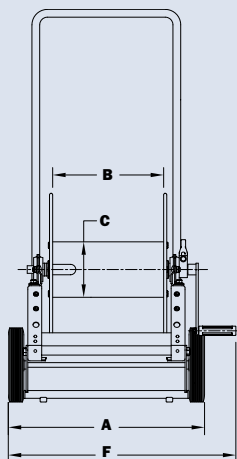
Specifications subject to change.

1. When ordering C1150 and ATC1250, specify model number, O.D., length and weight of cable, hose, etc.

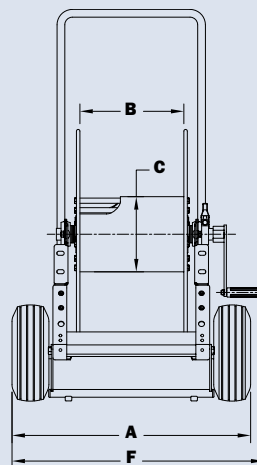
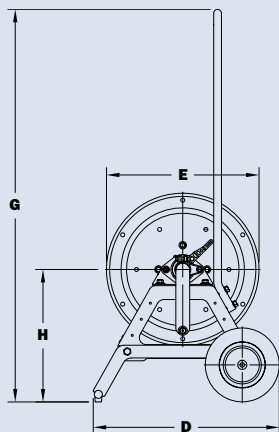
2. These storage reels have no live connections.

3. **Be sure to check dimensions and weights prior to ordering.**

*Dimensional weight applies when shipped as a parcel package (via FedEx or UPS Ground) – some assembly required.



Model C1150



Model ATC1250

