

Extraction Arm NEX MD

With high air flow and low pressure drop NEX MD extraction arm is perfect in medium to heavy duty welding fume and welding dust applications



NEX MD welding fume extraction arms are the top of the range arms when it comes to high airflows and extraction of media with higher temperatures than normal. The weld fume extractors are specially designed for working environments with very heavy smoke, vapours or non explosive dust. Typical workplaces are the metal fabrication industry or other type of industries where the need for extraction with large airflows is needed.

The applications can be welding, laser or hand plasma cutting, metal spraying, grinding where lots of spatter is generated, or other industrial processes where a perfect balanced and easily positioned extraction arm is required. Nederman NEX MD is an welding fume and welding dust extraction arm that also has a newly designed hood.

The hose, 160 mm in diameter (6,3"), in combination with the external arm system, provides a high air flow and a low pressure drop. Nederman NEX MD is thus perfect in medium to heavy duty applications. The arm is available in four lengths, 2-5 m (6.6-16 ft).

- Arm is suspended by a robust swivel, which allows the product to rotate 360 degrees
- Flexible in all directions, perfectly balanced and very simple to position
- Support mechanism of the arms are encapsulated which protects against dirt
- Can be mounted in combination with different brackets, extension arms or on exhaust rails



Product name	Extraction Arm NEX MD
Noise level (dB(A))	66
Installation	Indoor
Fume temperature	Max 70° C (158 F)
Extraction arm diameter (in)	6
Airflow (CFM)	765
Colour	Blue
Diameter, hose (in)	6 in



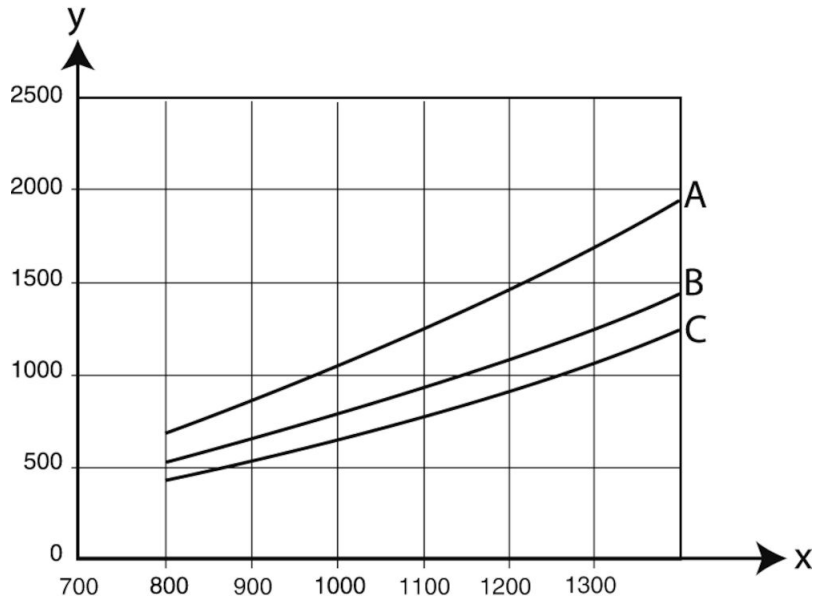
Extraction Arm NEX MD

Description	Arm length (ft)	Weight (lbs)	Model
Extractor arm NEX MD	7	35	10561032
Extractor arm NEX MD	10	44	10561132
Extractor arm NEX MD	13 ft 1in	60	10561232
Extractor arm NEX MD	16 ft 4in	71	10561332

Extraction Arm NEX MD

Accessory		Part No
	LED Light kit and fan start NEX MD	10376923
	LED lamp for fume extractor (replacement)	10376969
	Spark protection for Original/NEX MD-hood	10551335
	Transformer 230/250 V to 24 V. 25 VA.	10363189
	Transformer 230/250 V to 24 V. 75 VA.	10361560
	Wall bracket for fume extractor, 2m, 3m	10372215
	Wall bracket for 4-5 m NEX arms	10372722
	Airflow indicator 500-4500 Pa	10375373
	Airflow indicator 40-600 Pa	10375374
	Support 1m NEX	10512732
	Support 2m NEX	10512832
	Kit extension NEX MD/HD 1m	10510332
	Kit extension NEX MD/HD 2m	10510432
	Electrical Control Box for Light Kit, 115/230V Single Phase	89115569
	Electrical control box for light pkge, 230/460V Three Phase	89115570

Extraction Arm NEX MD



X: airflow, m³/h, Y: static pressure Pa,

A: 5 m, B: 4 m, C: 2 m and 3 m

Extraction Arm NEX MD

mm (inch)

